

# Engaging Physicians in the Triple Aim

**Susan Shaw**

**May 2013**

SASKATCHEWAN  
**HEALTH  
QUALITY**  
COUNCIL



# *For Patients' Sake*

Patient First Review Commissioner's Report  
to the Saskatchewan Minister of Health



Tony Dagnone, CM, FCCHE  
Commissioner, Patient First Review

October 2009



SASKATCHEWAN  
**HEALTH  
QUALITY**  
COUNCIL



# Sooner, Safer, Smarter:

*A Plan to Transform the Surgical Patient Experience*

March 2010



Saskatchewan  
Surgical Initiative  
*Putting the Patient First*

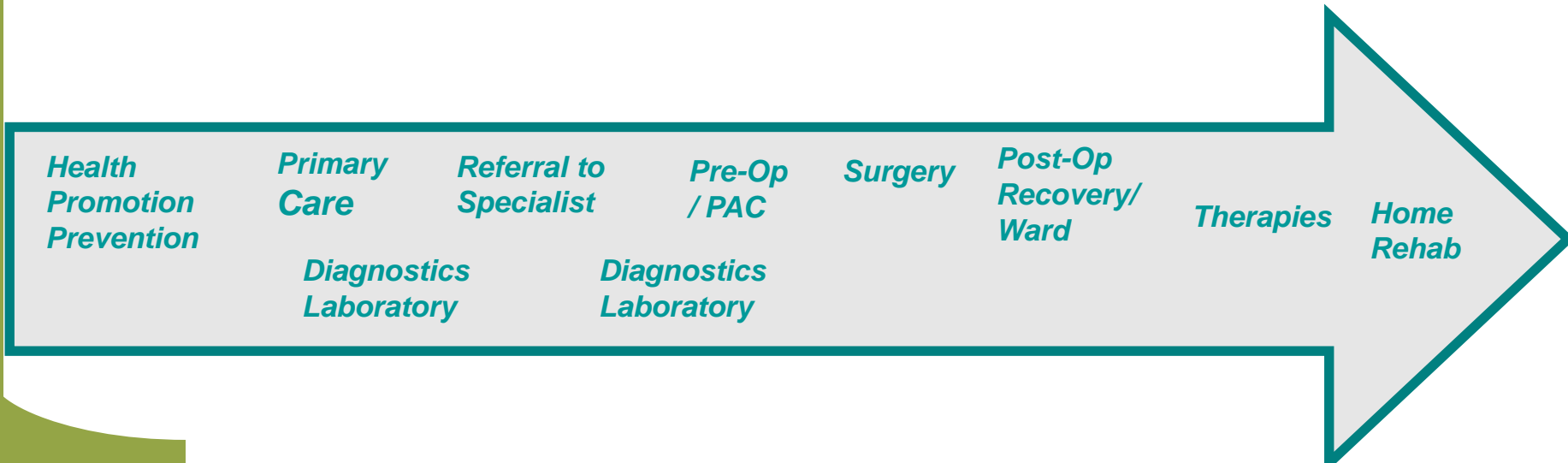
SASKATCHEWAN  
**HEALTH  
QUALITY**  
COUNCIL



# Sooner, Safer, Smarter

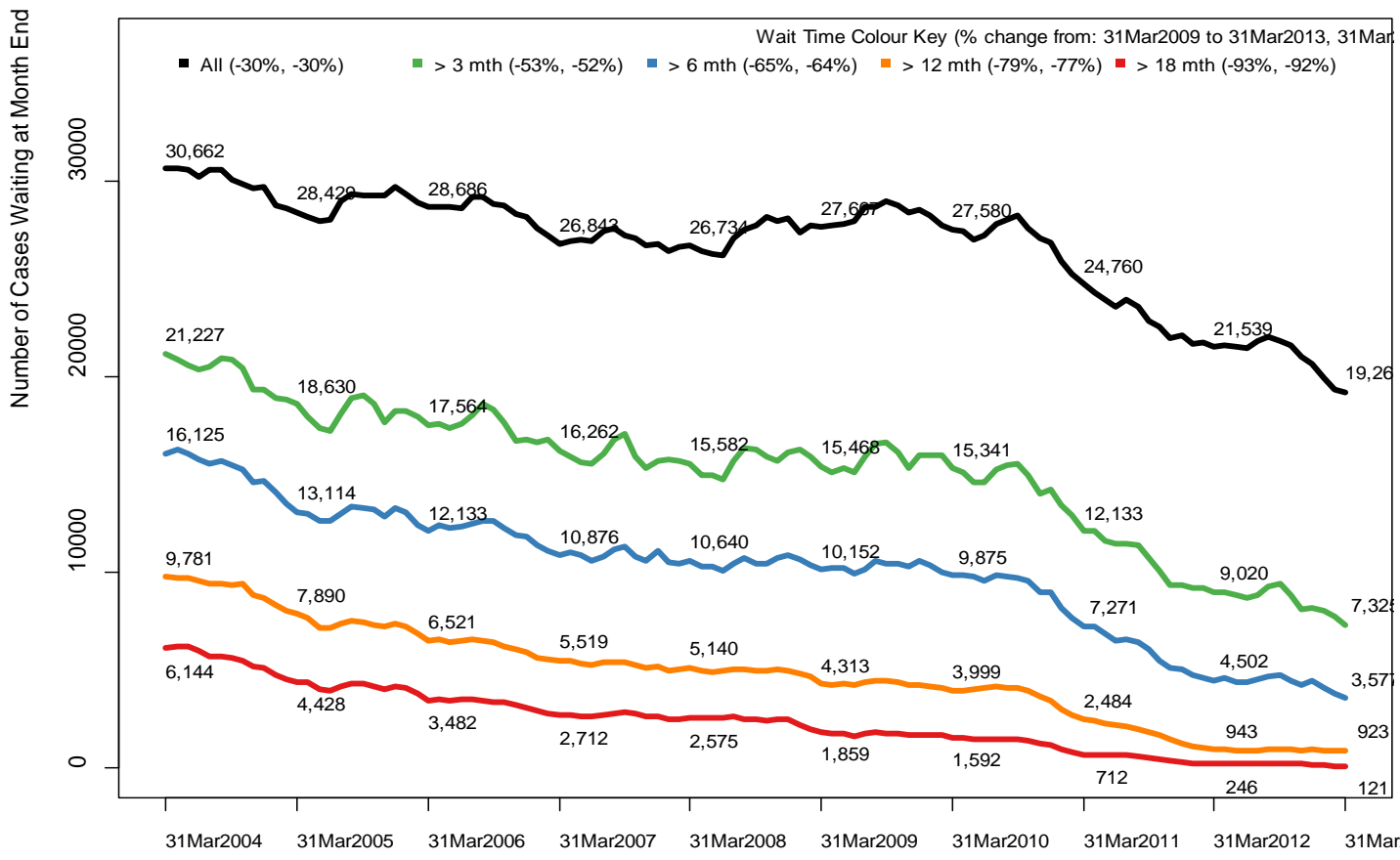
## A plan to transform the patient experience:

- ⑩ **Sooner:** All patients have the option of receiving their surgery within 3 months.
- ⑩ **Safer:** implement surgical safety checklist, infection prevention bundle, med-rec, falls prevention.
- ⑩ **Smarter:** shared decision-making, **appropriateness**, patient flow, disease prevention.



# Sooner

## Saskatchewan: All Specialties: Number Waiting by



Month End Dates (Data Source: 19May2013 refresh of the SK Surg

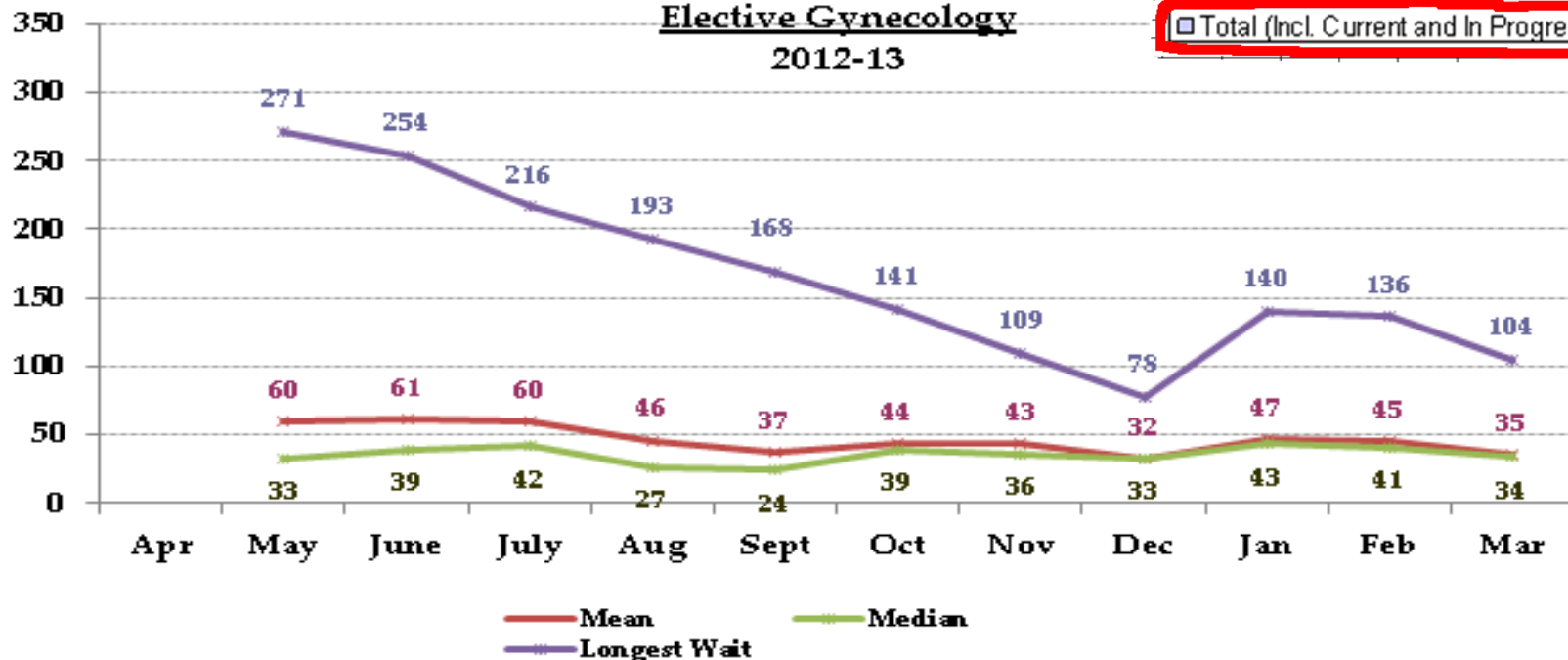


# Impact of Pooling Referrals on Wait times

## RQHR Obstetrics and Gynecology Referral Management Services Days from Referral to 1st Appointment

### Elective Gynecology 2012-13

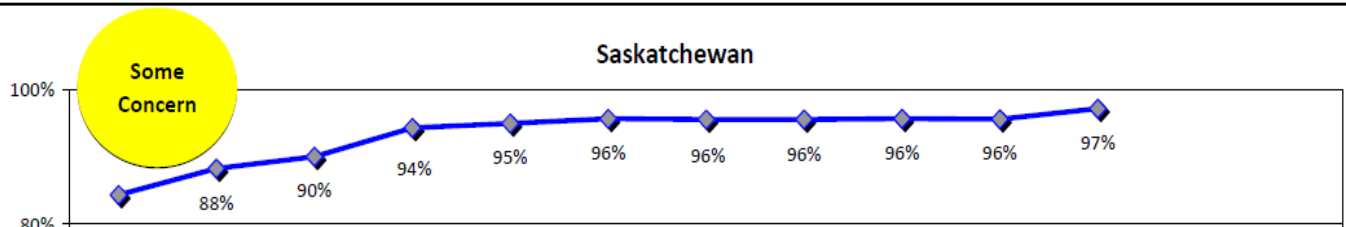
Specialty groups using pooled referrals	Total
Potential Surgical Groups	49
Currently Pooling Referrals	11
Using RMS	2
Using pathway	2
Self Initiated Group	5
In Progress	8
<b>Total (Incl. Current and In Progress)</b>	<b>19</b>



# Safer: Surgical Safety Checklist

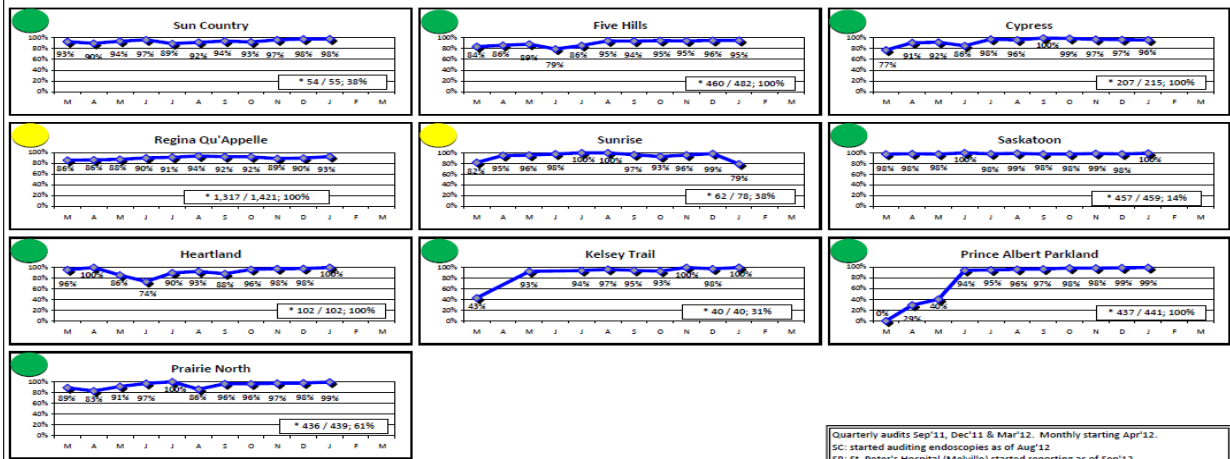
Outcome: By March 2013, 100% of surgeries in an OR will use Surgical Safety Checklists.

Surgical Safety Checklist Completion: % of Audited Cases with Entire Checklist Complete



Outcome: By March 2013, 100% of surgeries in an OR will use Surgical Safety Checklists.

Surgical Safety Checklist Completion: % of Audited Cases with Entire Checklist Complete



Quarterly audits Sep'11, Dec'11 & Mar'12. Monthly starting Apr'12.  
 SC: started auditing endoscopies as of Aug'12  
 SR: St. Peter's Hospital (Melville) started reporting as of Sep'12

From September 2011 to March 2013, compliance has increased from 71 to 97 per cent!!





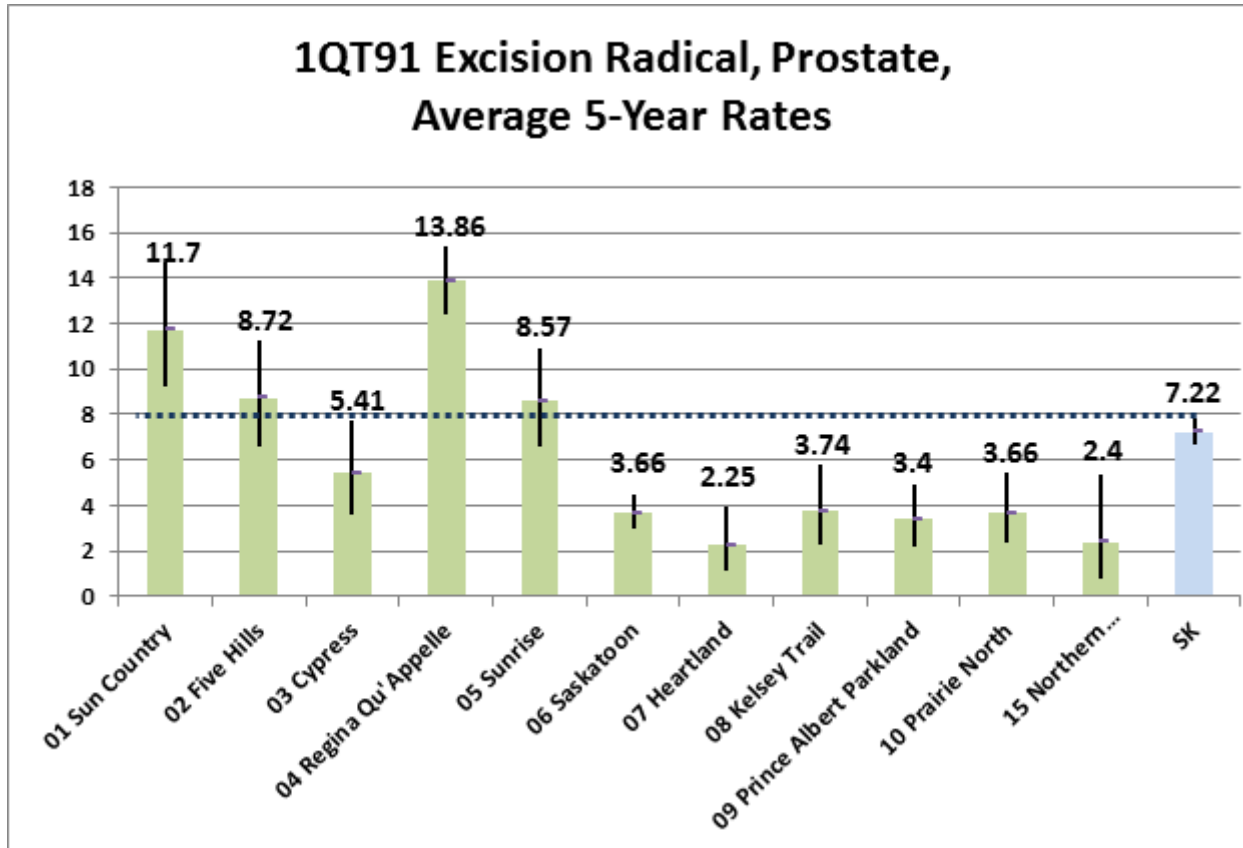
# Smarter: Variation and Appropriateness

**Table 1. Age-Adjusted Procedure Rates/100,000, Canada and SK, 2009-2010\***

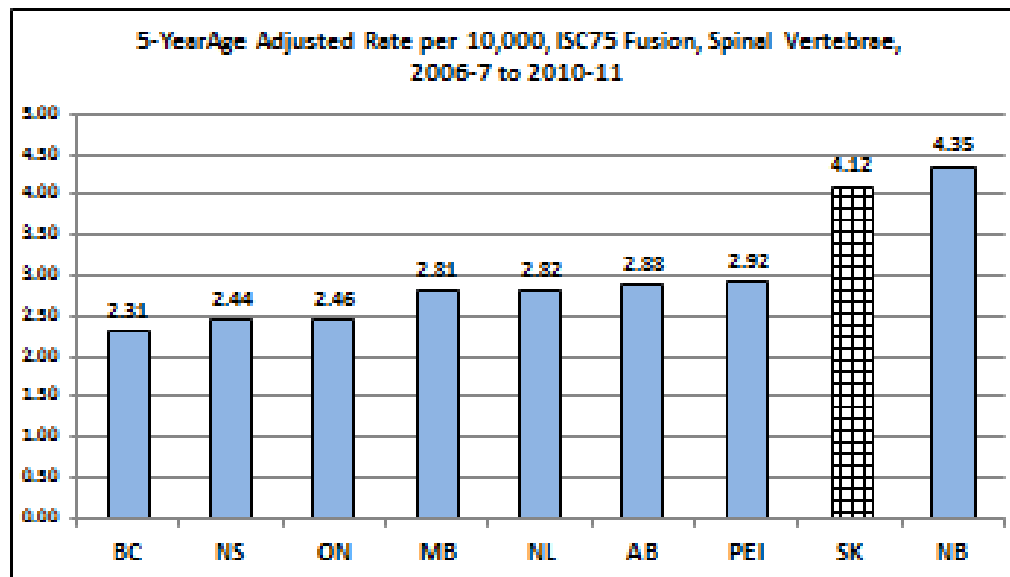
PROCEDURE	CANADA	LOWEST	SK (rank)	SK/CAN	HIGH REGION	LOW REGION
Hips	100	QC – 69	130 (1)	1.30	SHR – 158	RQ – 96
Knees	158	QC – 103	243 (1)	1.54	PA – 290	RQ - 182
PCI	169	NL – 143	205 (1)	1.21	SHR – 243	FH - 149
CABG	66	AB – 50	89 (1)	1.35	Sunrise – 102	FH - 87
Hysterectomy	328	BC – 298	437 (1)	1.33	FH – 677	PA - 298



# Variation: Prostate Ca Surgery



# Variation: Spine Surgery



## Notes

Information for hospitals in Quebec is not available as Quebec residents have been excluded from this table.

The population data is the average for 2006 to 2010. The source is Statistics Canada CANSIM 051-0001 on 29 Nov 2012.

The number of procedures is the 5-year average for 2006-07 to 2010-11. The data source is CIHI Portal for both DAD and NADIS modules. Both inpatient and day surgery procedures are included. All intervention codes were searched for the ICD code rubric 13C75 (fusion, spinal vertebrae).

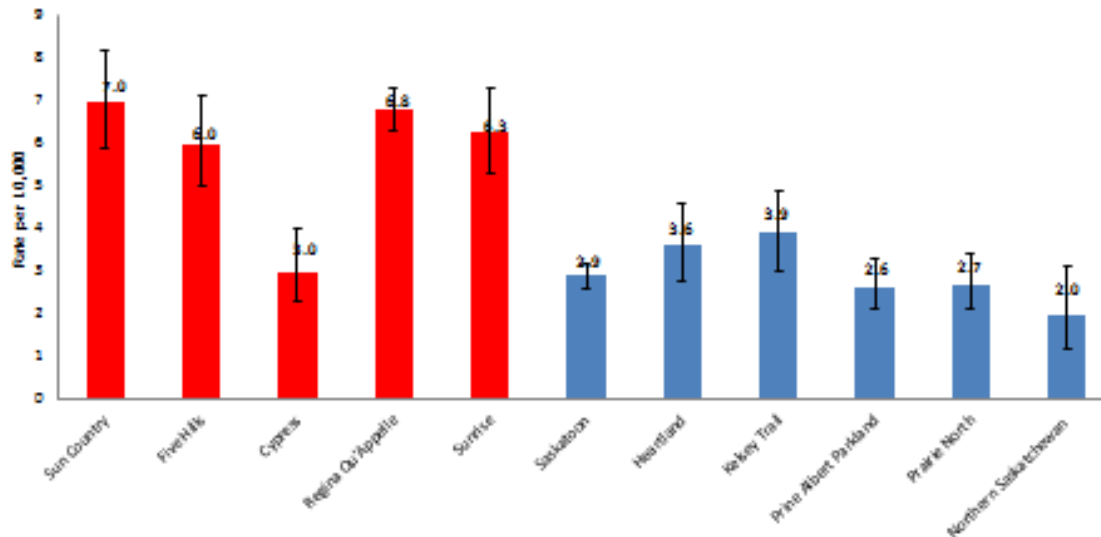
Provinces are grouped by province of residence.



# Where you live is what you get

## SK Rates of Fusion, Spine Vertebrae

Age-Sex Adjusted Rate of 1SC75 (fusion, spinal vertebrae) Age  $\geq 18$   
2006/07 - 2010/11 fiscal year



Health Region rates are colour coded based on the migration table on the following slide (7). Health regions coloured in red indicate that the majority of patients from this health region who had this surgery received it in Regina. Health regions coloured in blue indicate that the majority of patients from this health region who had this surgery received it in Saskatoon.

# Saskatchewan Spine Pathway

- Low Back Pain is common
- Imaging studies are widely over-utilized
- Canada: 75-85% of patients referred to spine surgeons do not need surgery

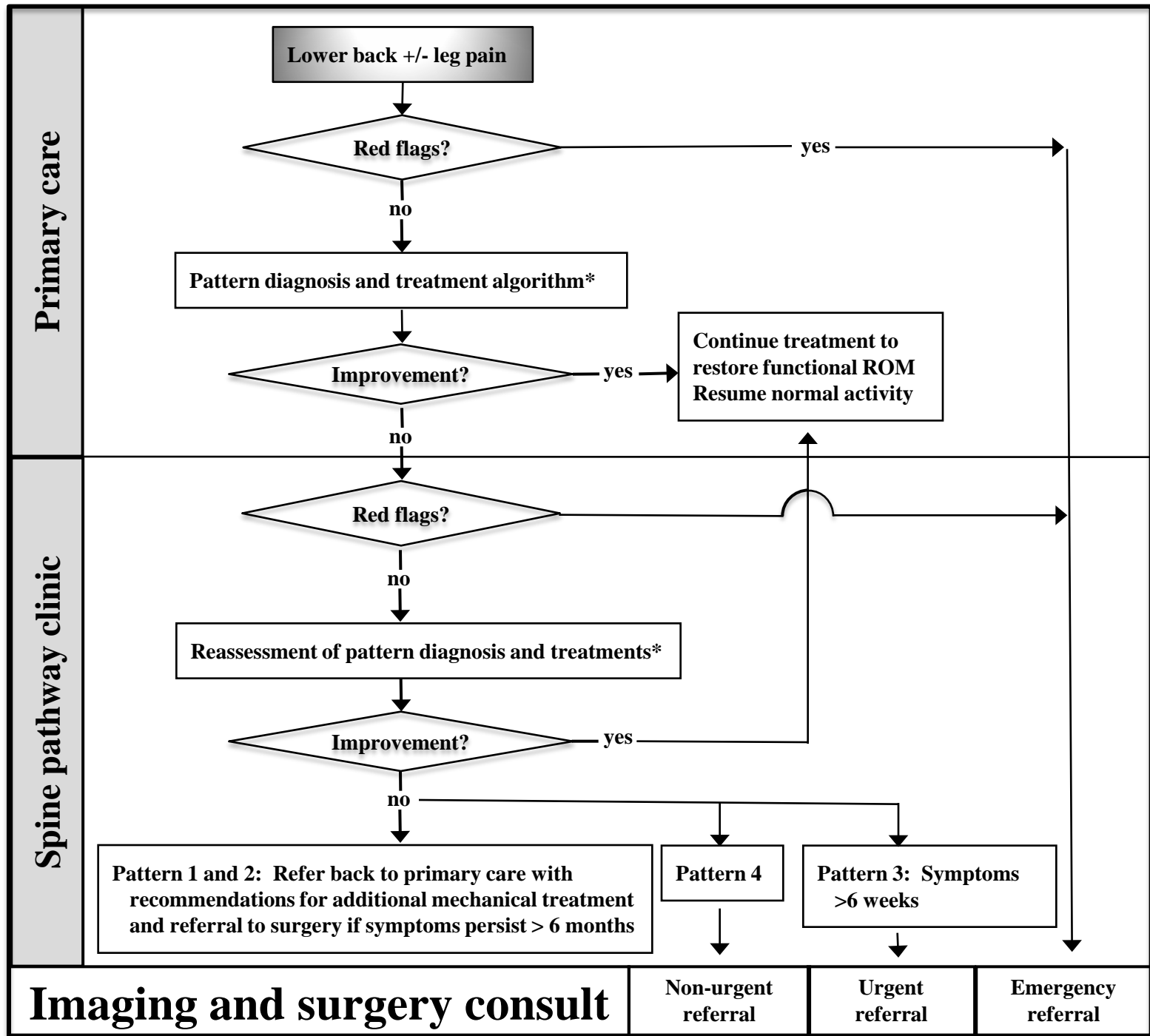
**Reduce variation while improving care at a lower cost**



# Saskatchewan Spine Pathway

- Province-wide
- Guidelines/algorithms for primary care
- Training of providers
- Alignment of incentives:
  - **Billing code**
  - **Shorter wait time for SSP patients**





# Can this work?

## Early results:

- Reduced referrals to spine surgeon by 71.3%
- Decreased MRI utilization by 57.5%  
(estimate prevented 50 MRI in 87 patients)
- Three-fold increase in surgical yield  
(15%-44%)
- No missed “red flags”





# How to sustain and spread?

## Core elements

- Leadership
- Relationship
- Partnership

## Support

- Data
- Skills
- Alignment of incentives
  - Compensation
  - Resources



# Vision Healthy People, Healthy Communities

**Mission:**  
The Saskatchewan health care system works together with you to achieve your best possible care, experience and health.

**Values:**  
Respect,  
Engagement,  
Excellence,  
Transparency,  
Accountability

